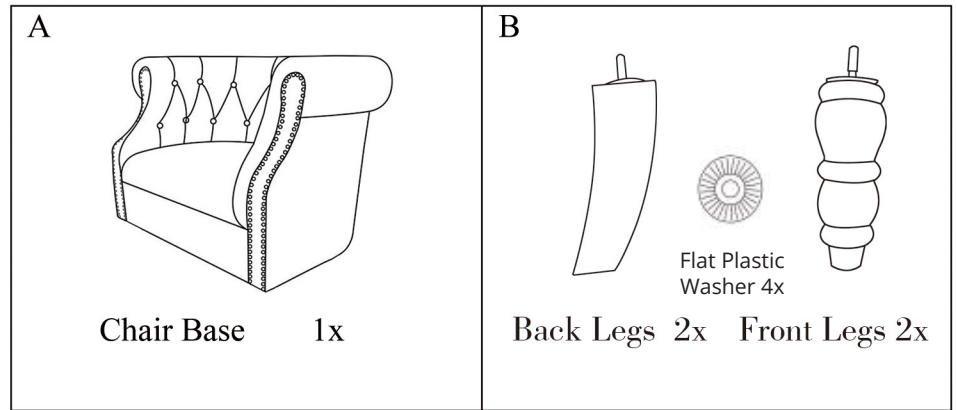
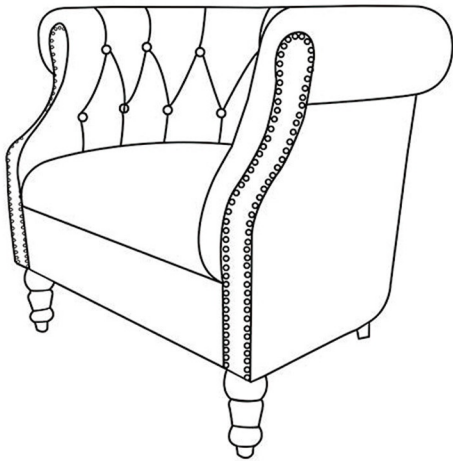


black mango.

interiors

ASSEMBLY INSTRUCTIONS - ESTHER TUB CHAIR

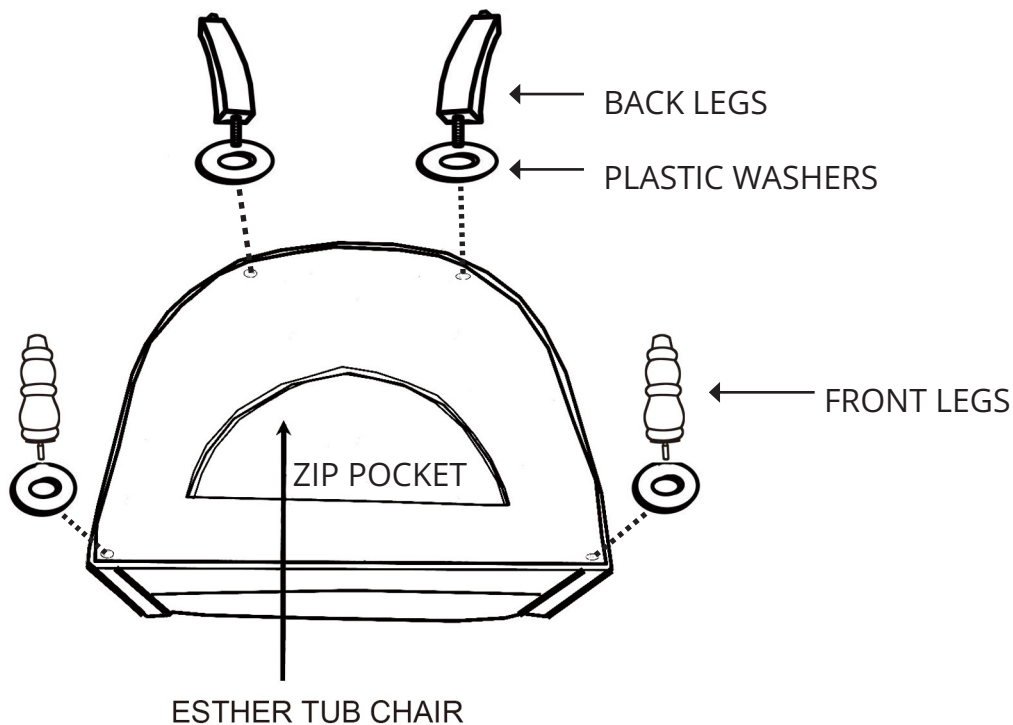


- Do not throw away packaging materials until assembly is complete and you are satisfied with item.
- Assemble this item on a soft surface, such as cardboard or carpet, to protect finish.
- Proper assembly of this item may require 2 people.

CARE INSTRUCTIONS

Hardware may loosen overtime. Periodically check that all connections are tight. Wipe with a soft, dry cloth. To protect finish, avoid the use of chemicals and household cleaners. Any liquid spilled onto the furniture should be cleaned up immediately with a damp cloth.

1. Tighten all legs by hand. Legs and hardware located in zip pocket on underside of chair.



ENQUIRIES

For product or warranty enquiries please email team@blackmango.com.au